

Wireless rectal thermometer

Wireless Body Thermometer

Model S V 221

User Manual

Please read this instruction manual carefully before using this product and keep it properly.

Body temperature is affected by activities such as exercise, diet, and weather conditions. In order to use this product correctly and safely, please be sure to read this instruction manual carefully before use or use it under the guidance of medical personnel. If you have any questions about body temperature, please consult a doctor.

1. Scope of application

The main thermometer adopts stainless steel tube structure, which is sealed and waterproof, easy to clean and sterilize at high temperature. It is suitable for measuring human rectal temperature, oral temperature and axillary temperature. It is also particularly suitable for rectal temperature measurement of large and medium-sized animals such as pigs, horses, cattle, sheep, dogs, etc.

2. Thermometer composition



3. Operation Instructions

—Install APP software

The APP application software TempView is only applicable to smartphones with Android operating system, not to smartphones with Apple, Hongmeng or other operating systems. Please download the program from the following address:

① <https://www.fmg-tech.com/oid1745038/Software-Download.htm>

② <https://www.pgyer.com/tempview>

- ③ Scan the QR code with your phone and download our App TempView from Google Play.



— Thermometer charging

After using the thermometer, put it back into the charger immediately. Do not leave it outside the charger. Charge it with an external USB power supply once every six months. Otherwise, the thermometer may be permanently damaged! !

The charger has a built-in rechargeable battery to charge the thermometer, and it can be used for 32 hours each time you take out the thermometer. Press the button on the charger. If the indicator light is off, it means the battery voltage is low. Please replace it with a new AAA battery.

- Temperature measurement



① Taking oral temperature

Place the thermometer tube into the root of the tongue under the tongue in your mouth, close your lips, and read the temperature measurement data after five minutes.

② Measuring armpit temperature

Place the thermometer tube under the armpit and read the temperature measurement data after ten minutes.

③ Taking rectal temperature

Apply a small amount of lubricating grease to the tip of the stainless steel probe and slowly rotate it into the anus to a depth of about 3 cm .



—Read data

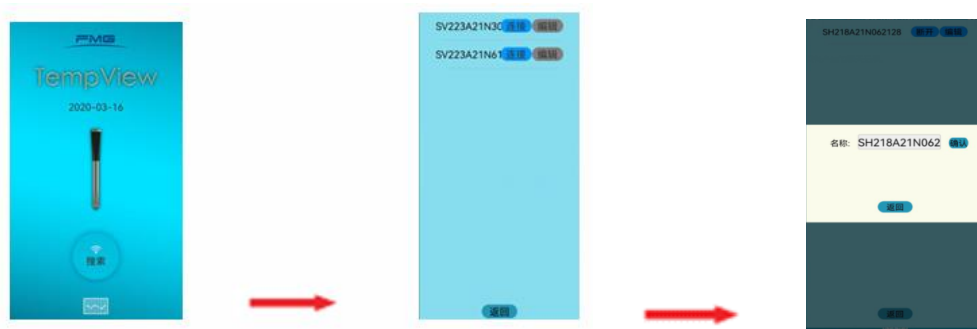
Using mobile phone The APP reads or downloads body temperature measurement data. When the body temperature exceeds 38.5 °C ,the LED light flashes to alarm.

4. APP operation instructions

—APP Flowchart



—Connect and name the thermometer



Click to search

Click to connect




Click Edit

- Display of measured values and curves




- ① 蓝牙连接状态，点击连接体温计
- ② 设备名称
- ③ 点击进入系统设置
- ④ 当前温度值
- ⑤ 温度曲线
- ⑥ 点击进入历史数据查询
- ⑦ 电池低压指示


—Download recorded data

- ① Click  the icon on the right to download the recorded data and save it in your mobile phone; click  the icon to view the temperature record curve and table; click  the icon to send the temperature record table to the specified network address (QQ / WeChat/email/computer).




- ② After the download is complete, you can press  the icon to delete the thermometer's historical data.

—Set thermometer parameters

Click  the icon in the upper left corner of the screen to set the temperature unit °C / °F , alarm switch, and temperature alarm value.

—Battery low voltage display



appears  in the upper right corner of the APP screen , it means that the battery is low. Download the recorded data in time to avoid data loss , stop using the thermometer, and immediately put the thermometer back into the storage box for charging.

5、 Technical Parameters

Product name: Wireless rectal thermometer

Product model: S V22 1

Operating voltage: 2.8Vdc

Average operating current: 12uA

Communication protocol: BLE4.2 or above

Measuring cycle: 10 seconds

Wireless transmission distance: ≥10 meters

Body temperature $\geq 38.5\text{ }^{\circ}\text{C}$, flashing light

Recording interval: 5 minutes

Battery life after charging ≥ 30 hours

Working conditions: $0\sim 50\text{ }^{\circ}\text{C}$; $\leq 85\%\text{RH}$

Measuring range: $25.0^{\circ}\text{C}\sim 45.0\text{ }^{\circ}\text{C}$

Resolution: 0.1°C

Measurement error: $\pm 0.2^{\circ}\text{C}$

Measuring area: Anus, mouth, armpit

Product size: D4xL96

Probe diameter: 4mm

Waterproof: This product is completely sealed and has waterproof function.

Contraindications: No clear contraindications have been found for this product.

6、 Warning

- Do not make any modifications to this product.
- Do not allow the thermometer to come into contact with chemical solvents or thinners.
- Do not squeeze the product hard. If there is any damage on the surface, please stop using it immediately.
- This product cannot be used with MRI or CT equipment .

- This product is strictly prohibited to be used in an environment with flammable anesthetic gas.

7、 Safety precautions

- This product only plays an auxiliary role in patient diagnosis. Please ask your doctor to make a diagnosis based on clinical manifestations and symptoms.
- Please pay attention to the temperature and humidity requirements for this product. Using it in an environment that does not meet these requirements will cause inaccurate temperature measurement results.
- In an obstacle-free environment, the effective Bluetooth transmission distance of this product is 10 meters .
- After using the thermometer, please put it back into the charger storage compartment in time to avoid affecting the service life of the product.
- Lithium batteries are dangerous. Users should not attempt to disassemble the battery. Forcible disassembly or replacement of the battery may cause an explosion. Batteries may also emit a strange smell when thrown into a fire, so do not use them. Please dispose of used batteries according to the manufacturer's instructions.
- If you feel any discomfort (discomfort or allergic symptoms) while wearing this product, please stop using it immediately and consult a doctor.
- in ICU , strong magnetic and other environments.

8、 Maintenance and care

- When the APP reminds you that the thermometer battery is low, please charge it in time, otherwise it may not work properly.
- The disposal of products and batteries at the end of their service life should comply with local laws and regulations.
- Cleaning: When the body and temperature sensing parts are dirty, use a clean soft cloth dipped in a small amount of water or neutral detergent, wring it out and wipe it.
-

9. About Femminger

Please visit our website www.fmg-tech.com to learn more about our products. If you have any questions, please contact our customer service: sale@fmg-tech.com.