

## Baby Mini Thermometer

Model SN120B


### User Manual

Welcome to use the world's lightest, thinnest and smallest baby mini thermometer SN120B, which is specially designed for monitoring fever in infants and young children. When using it, place the thermometer under the armpit or forehead of the infant, and use the mobile phone to monitor the temperature measurement data in real time. When the temperature is abnormal, it will immediately sound and light alarm and send a notification. It is easy to operate and use at home and in the hospital.

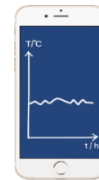
### 1、Product Image



Storage Box



thermometer



cell phone

### 2. Functional characteristics

Product size: D17xH4mm / Weight 1.2g

Body temperature measurement range: 25.0-43.0 °C,  $\pm 0.2$  °C

Measurement cycle and transmission rate: 10 seconds

Communication protocol BLE5.0 / Bluetooth transmission distance  $\geq 10$  meters

- Recording interval 5 minutes / Recording time 48 hours
- Charge for 6 hours / battery life 24 hours

Working conditions: 0 ~ 50 °C;  $\leq 85\%$ RH

- Supporting temperature listening APP application software TempView

### 3、Procedure

#### —Install App

APP The TempView software is for Android smartphones. It is not applicable to Apple, Hongmeng and other operating systems. Please download the APP from the following address:

① <https://www.fmg-tech.com/oid1745038/Software-Download.htm>

② <https://www.pgyer.com/tempview>

③ Scan the QR code with your mobile phone and download our App TempView in Google Play.



—Thermometer charging

After using the thermometer, put it back into the storage box to charge it, and it can be used for 24 hours after being taken out.


— Wearable thermometer



Double-sided tape is attached here → The bumps are aligned with the measured part → Stick it on the armpit, the inner side of the thigh groin, and the heart above the navel

4. APP operation instructions

—Connect and name the thermometer



Click to search

Click to connect

Click



Edit

– Display of measured values and curves



- ① 蓝牙连接状态，点击连接体温计
- ② 设备名称
- ③ 点击进入系统设置
- ④ 当前温度值
- ⑤ 温度曲线
- ⑥ 点击进入历史数据查询
- ⑦ 电池低压指示

#### —Download recorded data

Click  the icon on the right to download the recorded data and save it in your mobile phone. Click  the icon to send the recorded form to the specified network address (QQ / WeChat/email/computer).

#### 4、 Packing List

Mini Thermometer SD120B	1 unit
Storage Box SC126	1 unit
Ring double-sided sticker	1 piece
Waterproof film sticker	10 sheets
User Manual	1
TempView App User Download	

#### 6. About Femminger

Please visit our website [www.fmg-tech.com](http://www.fmg-tech.com) to learn more about our products. If you have any questions, please contact our customer service: [sale@fmg-tech.com](mailto:sale@fmg-tech.com).